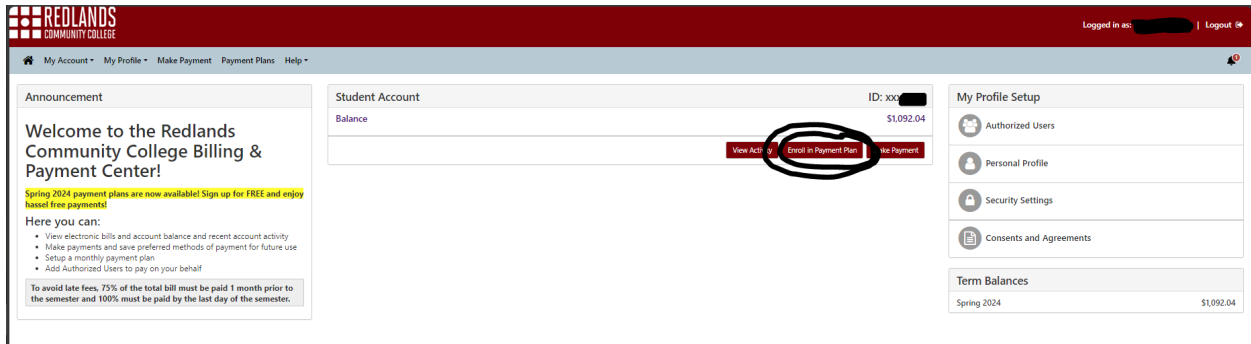


TouchNet Payment Plan Instructions

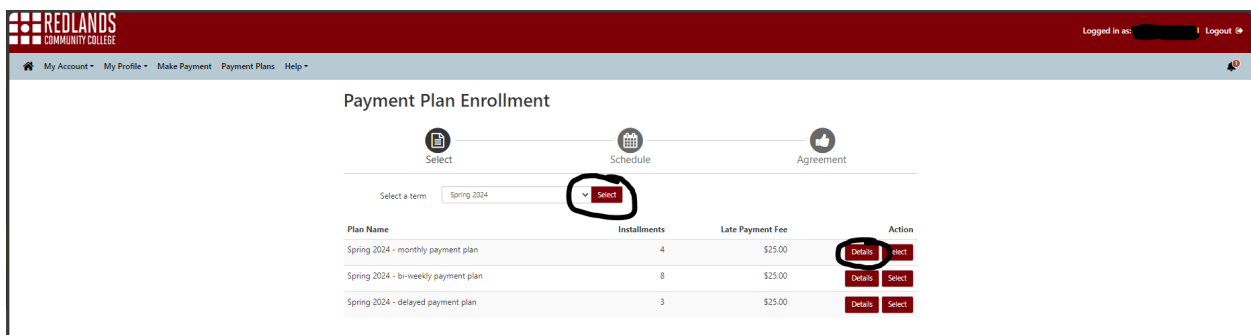
The screenshot displays the Redlands Community College website's 'Make a Payment' page. On the left sidebar, the 'Make A Payment' link is highlighted with a yellow circle. The main content area features a 'Continue to Payment Center' button, which is pointed to by a yellow arrow. An inset image shows the 'Payment Center' interface, where the user is logged in as 'Your Name Here'. The page includes a navigation menu, a header with the college logo, and a footer with copyright information.

The screenshot shows the 'My Apps' section of the Redlands Community College website. The 'TouchNet' app tile is circled in yellow. Other visible app tiles include Outlook, Canvas, Self-Service, Student Handbook & Forms, Title IX Training, Kanopy, and LibCal. The page includes a search bar and a navigation menu.

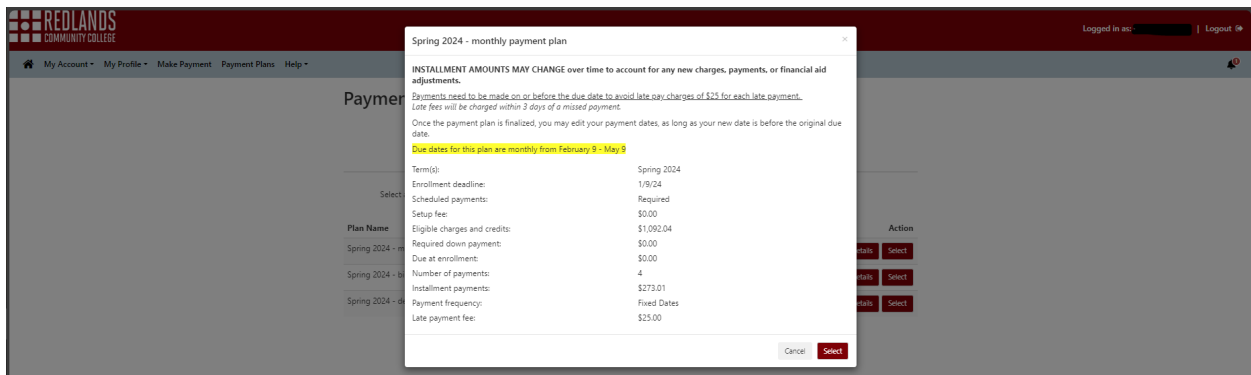
1. Access the Payment Center through Self-Service, or by selecting the TouchNet Tile from the GoRedlands landing page.



2. Click "Enroll in Payment Plan" to view available plans.



3. Select the term from the drop down, view the details of each plan, then click select for the one you would like.



a. The details will show you the plan overview and terms.

Payment Plan Enrollment

Spring 2024 - monthly payment plan

Plan Description

INSTALLMENT AMOUNTS MAY CHANGE over time to account for any new charges, payments, or financial aid adjustments. Payments need to be made on or before the due date to avoid late pay charges of \$25 for each late payment. Late fees will be charged within 3 days of a missed payment.

Eligible Charges and Credits

Description	Charges(\$)	Credits(\$)
Spring 2024	1,092.04	
Balance:		1,092.04
Optional down payment		0.00

Payment Schedule

The payment plan schedule provided below only includes charges and credits that are eligible for the payment plan. Any additional amounts owed as reflected below will need to be paid separately. You may make a payment toward the amount not included in the plan after enrolling in the plan.

You owe an additional \$0.00

Installments	Due Date	Amount(\$)
Installment 1	2/9/24	273.01
Installment 2	3/9/24	273.01
Installment 3	4/9/24	273.01
Installment 4	5/9/24	273.01
Total of installments:		1,092.04

Back Cancel Continue

- You have the option of making a down payment, at the time you enroll in the plan, to lessen your installment amounts. Click "Update Schedule" to see the amount of your scheduled payments and then continue when you are finished.

Payment Plan Enrollment

This plan requires scheduled payments.

- The selected payment method will be used to pay all future installments automatically on the date they are due.
- You are responsible for making sure that the payment method remains valid for the duration of this payment plan.

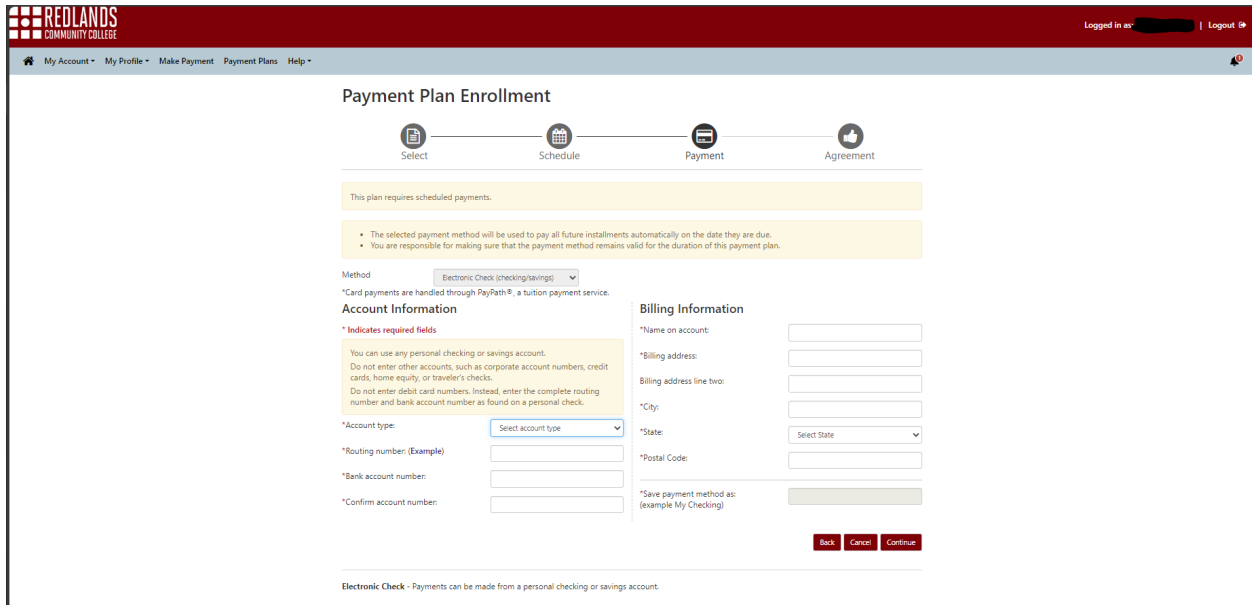
Method:

*Card payments are handled through PayPath®, a tuition payment service.

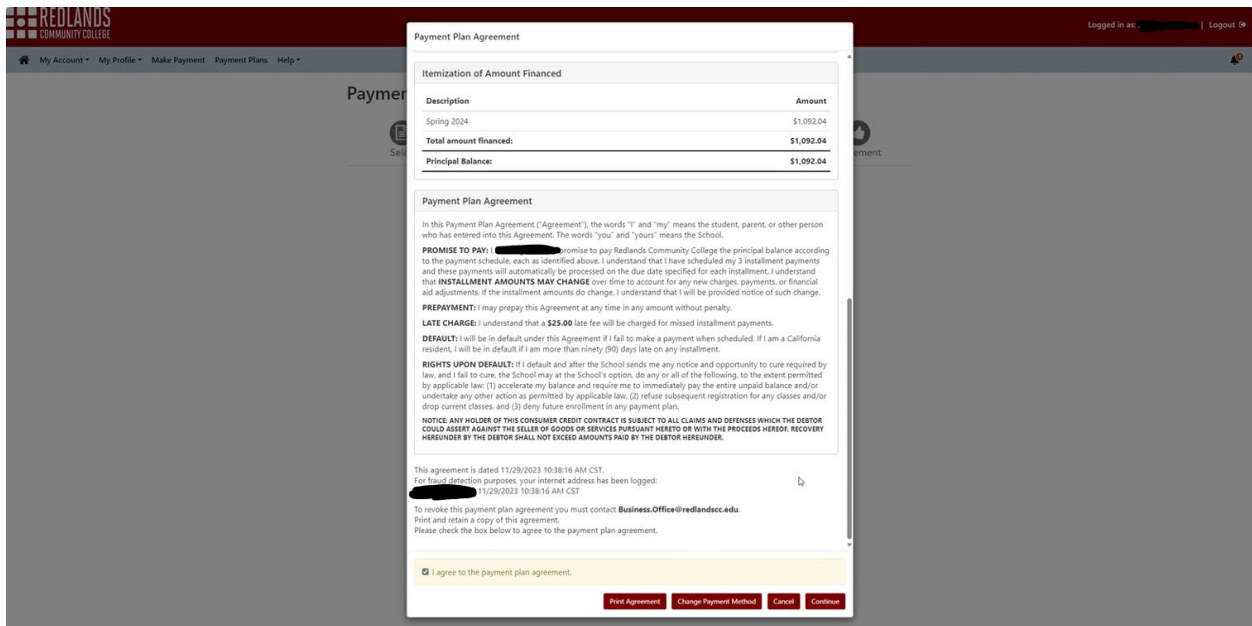
Electronic Check - Payments can be made from a personal checking or savings account.

Back Cancel Continue

- Here you may select your payment type. PayPath, via TouchNet, accepts most major Credit/Debit cards for your convenience. A non-refundable PayPath service charge of 2.85% (minimum \$3.00) will be added to each card payment. There are no additional fees for using an Electronic Check.



6. Here is where you would input your payment information. You have the option of saving your payment method for future use as well.



7. You must scroll to the bottom and check the agreement before continuing.

Payment Plan Enrollment

Select Schedule Payment Plan Agreement Agreement

ACH Payment Agreement

I hereby authorize Redlands Community College to initiate debit or credit entries to my Depository according to the terms below, and for my Depository to debit or credit the same to such account. In the event that this electronic payment is returned unpaid for any reason, I understand that a \$35.00 return fee will be added to my student account.

Name: [REDACTED]
 Address: [REDACTED]
 Depository: [REDACTED]
 Routing Number: [REDACTED]
 Account Number: [REDACTED]

Installments:
 Installment 1 in the amount of **\$364.01 due on 3/9/24**
 Installment 2 in the amount of **\$364.02 due on 4/9/24**
 Installment 3 in the amount of **\$364.01 due on 5/9/24**

This agreement is dated 11/29/2023 10:39:27 AM CST.
 For fraud detection purposes, your internet address has been logged: [REDACTED] 11/29/2023 10:39:27 AM CST

Any false information entered hereon constitutes as fraud and subjects the party entering same to felony prosecution under both Federal and State laws of the United States. Violators will be prosecuted to the fullest extent of the law.
 To revoke this authorization agreement you must contact: Business.Office@redlandsc.edu
 Print and retain a copy of this agreement.

Please check the box below to agree to the terms and continue.
 I agree to the above terms and conditions.

Back Cancel Print Agreement Continue

a. Check the agreement before continuing.

Payment Plans

Manage Plans Plan History

- Your new ACH payment method has been saved.
- You have successfully enrolled in Spring 2024 - delayed payment plan.

You are not yet enrolled in a payment plan for the current term. There are active plans for which you may be eligible to enroll. [Enroll Now](#)

Spring 2024 - delayed payment plan

Plan name	Spring 2024 - delayed payment plan	Payoff amount	\$1,092.04
Enrolled by	[REDACTED]		
Enrollment date	11/29/23		
Term	Spring 2024		

[View Agreement](#) [Pay off Plan](#)

Installment	Due Date	Status	Payer	Payment Date	Method	Amount Due	Action
Spring 2024 - delayed payment -- Installment 1 of 3	3/9/24	Scheduled	[REDACTED]	3/9/24	checking	\$364.01	
Spring 2024 - delayed payment -- Installment 2 of 3	4/9/24	Scheduled	[REDACTED]	4/9/24	checking	\$364.02	
Spring 2024 - delayed payment -- Installment 3 of 3	5/9/24	Scheduled	[REDACTED]	5/9/24	checking	\$364.01	

[Update All Methods](#) [Pay Next Installment](#)

8. You can click the gear icon under the action column to reschedule or make other changes to your payments. **You must click Enroll Now to finalize your payment plan.** When finished, return to the home screen.

Announcement

Welcome to the Redlands Community College Billing & Payment Center!

Spring 2024 payment plans are now available! Sign up for FREE and enjoy hassle free payments!

Here you can:

- View electronic bills and account balance and recent account activity
- Make payments and save preferred methods of payment for future use
- Setup a monthly payment plan
- Add Authorized Users to pay on your behalf

To avoid late fees, 75% of the total bill must be paid 1 month prior to the semester and 100% must be paid by the last day of the semester.

Student Account ID: xxx-xxxx
Balance: \$1,092.04

Payment Plans

Spring 2024 - delayed payment plan \$1,092.04

Scheduled Installments	Date	Payer	Method	Status	Amount	Action
Installment 1 of 3	3/9/24	██████████	checking	Scheduled	\$364.01	⌵
Installment 2 of 3	4/9/24	██████████	checking	Scheduled	\$364.02	⌵
Installment 3 of 3	5/9/24	██████████	checking	Scheduled	\$364.01	⌵

Balance Not Included in Plan \$0.00

My Profile Setup

- Authorized Users
- Personal Profile
- Payment Profile
- Security Settings
- Consents and Agreements

Term Balances

Spring 2024 Covered by plan

9. From the home screen, you can view or make changes to any future payments.

Scheduled Payments

Please note that this scheduled payment is part of the Spring 2024 - delayed payment plan. To avoid late fees, please pay in full by the due date indicated below.

Edit Scheduled Payment for Student Account ██████████

If you need to create a new payment method, please visit the Payment Methods page.

Term for Payment: Spring 2024

Payment Amount: \$364.01

Late fee: \$25.00

Method:

Payment Date:

- a. You can reschedule a payment for any date prior to the scheduled payment. You may also change your payment method.

If you need to cancel your payment plan, you must submit a request to the Business Office by emailing Business.Office@redlandsc.edu