



Oklahoma State Regents for Higher Education (OSRHE)
Unitized Data System (UDS) Reports

2019-2020 Academic Year

To

2017-2018 Academic Year

TABLE OF CONTENTS

Cover Sheet	1
Table of Contents	2
2019-2020 OSRHE UDS Student, Enrollment, and Degree Vital Statistics	3 - 9
Summer 2019 Record S (Student) Report	3
Summer 2019 Record E (Course Enrollment) Report	4
Fall 2019 Record S (Student) Report	5 - 6
Fall 2019 Record E (Course Enrollment) Report	7
Spring 2020 Record S (Student) Report	8
Spring 2020 Record E (Course Enrollment) Report	9
2019-2020 Record D (Degree) Report	10
2018-2019 OSRHE UDS Student, Enrollment, and Degree Vital Statistics	11 - 16
Summer 2018 Record S (Student) Report	11 - 12
Summer 2018 Record E (Course Enrollment) Report	13
Fall 2018 Record S (Student) Report	14
Fall 2018 Record E (Course Enrollment) Report	15
Spring 2019 Record S (Student) Report	16 - 17
Spring 2019 Record E (Course Enrollment) Report	18 - 19
2018-2019 Record D (Degree) Report	20 - 21
2017-2018 OSRHE UDS Student, Enrollment, and Degree Vital Statistics	22 - 28
Summer 2017 Record S (Student) Report	22
Summer 2017 Record E (Course Enrollment) Report	23
Fall 2017 Record S (Student) Report	24
Fall 2017 Record E (Course Enrollment) Report	25
Spring 2018 Record S (Student) Report	26
Spring 2018 Record E (Course Enrollment) Report	27
2017-2018 Record D (Degree) Report	28

Records
1915 - Sum. 2019


OKLAHOMA STATE REGENTS FOR HIGHER EDUCATION
 UDS STUDENT ENROLLMENT DATA SUBMISSION SUMMARY FOR: SUMMER 2019-2020(SEE NOTE)
 REPORT RUN DATE: 09/19/2019
 REDLANDS COMMUNITY COLLEGE (#241)

CATEGORY	ENROLLMENT	
	NUMBER OF STUDENTS	SEMESTER HOURS
GRAND TOTAL	648	3,048
SUB-POPULATIONS:		
FIRST-TIME-ENTERING (UG)	77	379
FIRST-TIME-ENTERING (GRAD)	0	0
CONCURRENT (GENERAL ED)	194	823
CONCURRENT (ALLIANCE)	0	0
BY GENDER (SEE NOTE)		
MALE	177	873
FEMALE	471	2,175
UNKNOWN	0	0
BY TIME STATUS (SEE NOTE)		
FULL-TIME	297	
PART-TIME	351	
BY RACE/ETHNICITY (SEE NOTE)		
HISPANIC OR LATINO	57	264
BLACK OR AFRICAN AMERICAN	20	98
AMERICAN INDIAN OR ALASKAN NAT	70	327
ASIAN	18	74
WHITE	437	2,074
NAT HAWAIIAN OR PAC ISLANDER	1	3
MULTIPLE RACES	20	104
NON-RESIDENT ALIEN	2	12
UNKNOWN	23	92
BY DIVISION (SEE NOTE)		
LOWER DIVISION	454	2,225
UPPER DIVISION	0	0
GRADUATE DIVISION	0	0
UNCLASSIFIED UNDERGRADUATES	194	823
UNCLASSIFIED GRADUATES	0	0
PROFESSIONAL DIVISION	0	0
DOCTORAL DIVISION	0	0

ACCOMPANYING UDS SUBMISSION CONTAINS:	
RECORD TYPE S COUNT:	670
RECORD TYPE E COUNT:	982
STUDENT ENROLLMENT RECORD COUNT:	1,652

NOTE: THE SUM SHOULD MATCH THE GRAND TOTAL.
 NOTE: THE ACADEMIC YEAR REPRESENTS THE FOLLOWING:
 SUMMER 2019
 FALL 2019
 SPRING 2020

PRESIDENT OR DESIGNATEE'S
 SIGNATURE



9/19/19

OKLAHOMA STATE REGENTS FOR HIGHER EDUCATION
 UDS COURSE DATA SUBMISSION SUMMARY FOR: SUMMER 2019-2020 (SEE NOTE 1)
 REPORT RUN DATE: 09/18/2019
 REDLANDS COMMUNITY COLLEGE (#241)

Record E
 1915- Summer 2019

CATEGORY	NUMBER OF SECTIONS	CREDIT HOURS ENROLLED
GRAND TOTAL (SEE NOTE 2)	62	3,048
BY COURSE LEVEL (SEE NOTE 3)		
REMEDIAL/DEVELOPMENT	4	31
FRESHMAN	40	2,163
SOPHOMORE	18	854
JUNIOR	0	0
SENIOR	0	0
FIFTH YEAR	0	0
SIXTH YEAR OR HIGHER	0	0
BY LOCATION (SEE NOTE 3)		
NOT APPLICABLE	62	3,048
BY METHOD (SEE NOTE 3)		
TRADITIONAL	15	494
COMPUTER BASED	47	2,554


ACCOMPANYING UDS SUBMISSION CONTAINS:
 ** RECORD TYPE E COUNT: 982

NOTE 1: THE ACADEMIC YEAR REPRESENTS THE FOLLOWING:
 SUMMER 2019
 FALL 2019
 SPRING 2020

NOTE 2: UNDUPLICATED SECTION COUNT BY CIPCODE, COURSE NUMBER, SECTION NUMBER
 COURSE TITLE, ACADEMIC DEPARTMENT. CREDIT HOURS ENROLLED INCLUDES
 ALL STUDENT CREDIT HOURS GENERATED.

NOTE 3: THE SUM OF THE SUB-CATEGORIES MAY NOT MATCH THE GRAND TOTAL.
 MULTIPLE LEARNING CENTERS OR MULTIPLE METHODS OF DELIVERY WILL
 CAUSE HIGHER COUNTS.

** INCLUDES MULTIPLE INSTRUCTORS AND ROOMS.


 PRESIDENT OR DESIGNEE'S
 SIGNATURE

9/17/19
 DATE

Fall 2019
Record S
Students

OKLAHOMA STATE REGENTS FOR HIGHER EDUCATION
UDS STUDENT ENROLLMENT DATA SUBMISSION SUMMARY FOR: FALL 2019-
2020 (SEE NOTE)


REPORT RUN DATE: 02/28/2020
REDLANDS COMMUNITY COLLEGE (#241)

CATEGORY	ENROLLMENT	
	NUMBER OF STUDENTS	SEMESTER HOURS
GRAND TOTAL	1,900	15,105
SUB-POPULATIONS:		
FIRST-TIME-ENTERING (UG)	287	3,546
FIRST-TIME-ENTERING (GRAD)	0	0
CONCURRENT (GENERAL ED)	839	4,202
CONCURRENT (ALLIANCE)	0	0
BY GENDER (SEE NOTE)		
MALE	676	5,554
FEMALE	1,224	9,551
UNKNOWN	0	0
BY TIME STATUS (SEE NOTE)		
FULL-TIME	532	
PART-TIME	1,368	
BY RACE/ETHNICITY (SEE NOTE)		
HISPANIC OR LATINO	194	1,506
BLACK OR AFRICAN AMERICAN	71	709
AMERICAN INDIAN OR ALASKAN NAT	217	1,898
ASIAN	25	160
WHITE	1,285	9,886
NAT HAWAIIAN OR PAC ISLANDER	3	24
MULTIPLE RACES	26	252
NON-RESIDENT ALIEN	6	78
UNKNOWN	73	592
BY DIVISION (SEE NOTE)		
LOWER DIVISION	1,061	10,903
UPPER DIVISION	0	0
GRADUATE DIVISION	0	0
UNCLASSIFIED UNDERGRADUATES	839	4,202
UNCLASSIFIED GRADUATES	0	0
PROFESSIONAL DIVISION	0	0
DOCTORAL DIVISION	0	0

ACCOMPANYING UDS SUBMISSION CONTAINS:	
RECORD TYPE S COUNT:	1,911
RECORD TYPE E COUNT:	5,077
STUDENT ENROLLMENT RECORD COUNT:	6,988

NOTE: THE SUM SHOULD MATCH THE GRAND TOTAL.

NOTE: THE ACADEMIC YEAR REPRESENTS THE FOLLOWING:
SUMMER 2019
FALL 2019
SPRING 2020


PRESIDENT OR DESIGNEE'S
SIGNATURE

3/3/2020
DATE

Fall 2019
Record E
Enrollments

OKLAHOMA STATE REGENTS FOR HIGHER EDUCATION
UDS COURSE DATA SUBMISSION SUMMARY FOR: FALL 2019-2020 (SEE NOTE 1)
REPORT RUN DATE: 02/28/2020
REDLANDS COMMUNITY COLLEGE (#241)

CATEGORY	NUMBER OF SECTIONS	CREDIT HOURS ENROLLED
GRAND TOTAL (SEE NOTE 2)	266	15,105
BY COURSE LEVEL (SEE NOTE 3)		
REMEDIAL/DEVELOPMENT	16	813
FRESHMAN	186	11,005
SOPHOMORE	64	3,287
JUNIOR	0	0
SENIOR	0	0
FIFTH YEAR	0	0
SIXTH YEAR OR HIGHER	0	0
BY LOCATION (SEE NOTE 3)		
NOT APPLICABLE	258	14,682
OFF-CAMPUS CREDIT CLASS	8	423
BY METHOD (SEE NOTE 3)		
TRADITIONAL	159	8,098
INTERACTIVE VIDEO	5	435
COMPUTER BASED	102	6,572

ACCOMPANYING UDS SUBMISSION CONTAINS:
** RECORD TYPE E COUNT: 5,077

NOTE 1: THE ACADEMIC YEAR REPRESENTS THE FOLLOWING:
SUMMER 2019
FALL 2019
SPRING 2020

NOTE 2: UNDUPLICATED SECTION COUNT BY CIPCODE, COURSE NUMBER, SECTION NUMBER
COURSE TITLE, ACADEMIC DEPARTMENT. CREDIT HOURS ENROLLED INCLUDES
ALL STUDENT CREDIT HOURS GENERATED.

NOTE 3: THE SUM OF THE SUB-CATEGORIES MAY NOT MATCH THE GRAND TOTAL.
MULTIPLE LEARNING CENTERS OR MULTIPLE METHODS OF DELIVERY WILL
CAUSE HIGHER COUNTS.

** INCLUDES MULTIPLE INSTRUCTORS AND ROOMS.


PRESIDENT OR DESIGNEE'S
SIGNATURE

3/3/2020
DATE

Spring 2020
 UDS Record 5
 Students


OKLAHOMA STATE REGENTS FOR HIGHER EDUCATION
 UDS STUDENT ENROLLMENT DATA SUBMISSION SUMMARY FOR: SPRING 2019-2020 (SEE NOTE)
 REPORT RUN DATE: 06/24/2020
 REDLANDS COMMUNITY COLLEGE (#241)

CATEGORY	ENROLLMENT	
	NUMBER OF STUDENTS	SEMESTER HOURS
GRAND TOTAL	1,788	13,903
SUB-POPULATIONS:		
FIRST-TIME-ENTERING (UG)	51	439
FIRST-TIME-ENTERING (GRAD)	0	0
CONCURRENT (GENERAL ED)	839	4,313
CONCURRENT (ALLIANCE)	0	0
BY GENDER (SEE NOTE)		
MALE	635	5,012
FEMALE	1,153	8,891
UNKNOWN	0	0
BY TIME STATUS (SEE NOTE)		
FULL-TIME	454	
PART-TIME	1,334	
BY RACE/ETHNICITY (SEE NOTE)		
HISPANIC OR LATINO	176	1,352
BLACK OR AFRICAN AMERICAN	69	695
AMERICAN INDIAN OR ALASKAN NAT	208	1,705
ASIAN	29	166
WHITE	1,202	9,101
NAT HAWAIIAN OR PAC ISLANDER	2	15
MULTIPLE RACES	26	228
NON-RESIDENT ALIEN	8	87
UNKNOWN	68	554
BY DIVISION (SEE NOTE)		
LOWER DIVISION	949	9,590
UPPER DIVISION	0	0
GRADUATE DIVISION	0	0
UNCLASSIFIED UNDERGRADUATES	839	4,313
UNCLASSIFIED GRADUATES	0	0
PROFESSIONAL DIVISION	0	0
DOCTORAL DIVISION	0	0

ACCOMPANYING UDS SUBMISSION CONTAINS:	
RECORD TYPE S COUNT:	1,802
RECORD TYPE E COUNT:	4,669
STUDENT ENROLLMENT RECORD COUNT:	6,471

NOTE: THE SUM SHOULD MATCH THE GRAND TOTAL.
 NOTE: THE ACADEMIC YEAR REPRESENTS THE FOLLOWING:
 SUMMER 2019
 FALL 2019
 SPRING 2020

BY SIGNING BELOW, I CERTIFY THAT THE ABOVE SUMMARY OF THE ACCOMPANYING UDS DATA SUBMISSION REPRESENTS TRUE AND ACCURATE INFORMATION FOR THE ACADEMIC YEAR AND SEMESTER SHOWN.


 PRESIDENT OR DESIGNEE'S
 SIGNATURE

06/24/2020
 DATE

Spring 2020
 UDS Record E
 Enrollments

OKLAHOMA STATE REGENTS FOR HIGHER EDUCATION
 UDS COURSE DATA SUBMISSION SUMMARY FOR: SPRING 2019-2020 (SEE NOTE 1)
 REPORT RUN DATE: 06/24/2020
 REDLANDS COMMUNITY COLLEGE (#241)

CATEGORY	NUMBER OF SECTIONS	CREDIT HOURS ENROLLED
GRAND TOTAL (SEE NOTE 2)	267	13,903
BY COURSE LEVEL (SEE NOTE 3)		
REMEDIAL/DEVELOPMENT	17	605
FRESHMAN	166	9,602
SOPHOMORE	84	3,696
JUNIOR	0	0
SENIOR	0	0
FIFTH YEAR	0	0
SIXTH YEAR OR HIGHER	0	0
BY LOCATION (SEE NOTE 3)		
NOT APPLICABLE	260	13,645
OFF-CAMPUS CREDIT CLASS	7	258
BY METHOD (SEE NOTE 3)		
TRADITIONAL	158	7,095
COMPUTER BASED	104	6,520
OTHER	5	288

ACCOMPANYING UDS SUBMISSION CONTAINS:
 ** RECORD TYPE E COUNT: 4,669


NOTE 1: THE ACADEMIC YEAR REPRESENTS THE FOLLOWING:
 SUMMER 2019
 FALL 2019
 SPRING 2020

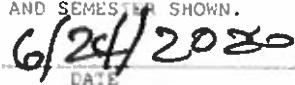
NOTE 2: UNDUPLICATED SECTION COUNT BY CIPCODE, COURSE NUMBER, SECTION NUMBER
 COURSE TITLE, ACADEMIC DEPARTMENT. CREDIT HOURS ENROLLED INCLUDES
 ALL STUDENT CREDIT HOURS GENERATED.

NOTE 3: THE SUM OF THE SUB-CATEGORIES MAY NOT MATCH THE GRAND TOTAL.
 MULTIPLE LEARNING CENTERS OR MULTIPLE METHODS OF DELIVERY WILL
 CAUSE HIGHER COUNTS.

** INCLUDES MULTIPLE INSTRUCTORS AND ROOMS.

BY SIGNING BELOW, I CERTIFY THAT THE ABOVE SUMMARY OF THE ACCOMPANYING UDS DATA SUBMISSION
 REPRESENTS TRUE AND ACCURATE INFORMATION FOR THE ACADEMIC YEAR AND SEMESTER SHOWN.


 PRESIDENT OR DESIGNEE'S
 SIGNATURE


 DATE

OKLAHOMA STATE REGENTS FOR HIGHER EDUCATION
 UDS DEGREE DATA SUBMISSION SUMMARY FOR: 2019-2020
 REPORT RUN DATE: 06/24/2020
 REDLANDS COMMUNITY COLLEGE (#241)

Spring 2020
 UDS Record D
 Degrees
 Summer 2019 to
 Spring 2020

CATEGORY	SUMMER	FALL	SPRING	ALL
GRAND TOTAL	29	67	221	317
SUB-POPULATIONS:				
BY DEGREE TYPE (SEE NOTE):				
BACHELOR'S	0	0	0	0
MASTER'S	0	0	0	0
CERTIFICATE				
(BETWEEN MASTER'S AND DOCTORATE)	0	0	0	0
DOCTORATE	0	0	0	0
FIRST PROFESSIONAL	0	0	0	0
ASSOCIATE-CREDITABLE TOWARD BS				
(AA OR AS PROGRAM)	24	50	132	206
OTHER FORMAL RECOGNITION TOWARD BS	0	0	0	0
ASSOCIATE-NOT WHOLLY CREDITABLE TOWARDS BS				
(AAS PROGRAM)	1	5	65	71
OTHER FORMAL RECOGNITION NOT WHOLLY				
CREDITABLE TOWARDS BS)	0	0	0	0
CURRICULUM-ONE YEAR BUT LESS THAN TWO YEARS	0	0	0	0
CURRICULUM-LESS THAN ONE YEAR				
(APPROVED BY STATE REGENTS)	4	12	24	40
GRADUATE CERTIFICATE (BETWEEN BACHELOR'S				
(AND MASTER'S)	0	0	0	0
BY GENDER (SEE NOTE):				
MALE	8	25	56	89
FEMALE	21	42	155	228
UNKNOWN	0	0	0	0
BY RACE/ETHNICITY (SEE NOTE):				
HISPANIC OR LATINO	4	7	20	31
BLACK OR AFRICAN AMERICAN	3	2	12	17
AMERICAN INDIAN OR ALASKAN NATIVE	3	15	22	40
ASIAN	0	0	5	5
WHITE	18	42	146	206
NATIVE HAWAIIAN OR PACIFIC ISLANDER	0	0	1	1
MULTIPLE RACES	1	1	4	6
NON-RESIDENT ALIEN	0	0	5	5
UNKNOWN	0	0	6	6

BY SIGNING BELOW, I CERTIFY THAT THE ABOVE SUMMARY OF THE ACCOMPANYING UDS DATA SUBMISSION REPRESENTS TRUE AND ACCURATE INFORMATION FOR THE ACADEMIC YEAR AND SEMESTER SHOWN.

John Bryant
 PRESIDENT OR DESIGNEE'S
 SIGNATURE

6/24/2020
 DATE

ACCOMPANYING UDS SUBMISSION CONTAINS:

RECORD TYPE D COUNT: 317

NOTE: THE SUM SHOULD MATCH THE GRAND TOTAL.
 THE ACADEMIC YEAR REPRESENTS THE FOLLOWING:
 SUMMER: 2019
 FALL: 2019
 SPRING: 2020


OKLAHOMA STATE REGENTS FOR HIGHER EDUCATION
 UDS STUDENT ENROLLMENT DATA SUBMISSION SUMMARY FOR: SUMMER 2018-
 2019 (SEE NOTE)

REPORT RUN DATE: 03/09/2020
 REDLANDS COMMUNITY COLLEGE (#241)

*Summer
2018
Records*

CATEGORY	ENROLLMENT	
	NUMBER OF STUDENTS	SEMESTER HOURS
GRAND TOTAL	749	3,448
SUB-POPULATIONS:		
FIRST-TIME-ENTERING (UG)	84	366
FIRST-TIME-ENTERING (GRAD)	0	0
CONCURRENT (GENERAL ED)	207	846
CONCURRENT (ALLIANCE)	0	0
BY GENDER (SEE NOTE)		
MALE	218	1,025
FEMALE	531	2,423
UNKNOWN	0	0
BY TIME STATUS (SEE NOTE)		
FULL-TIME	319	
PART-TIME	430	
BY RACE/ETHNICITY (SEE NOTE)		
HISPANIC OR LATINO	67	327
BLACK OR AFRICAN AMERICAN	30	161
AMERICAN INDIAN OR ALASKAN NAT	83	377
ASIAN	15	69
WHITE	494	2,237
NAT HAWAIIAN OR PAC ISLANDER	1	3
MULTIPLE RACES	32	165
NON-RESIDENT ALIEN	4	12
UNKNOWN	23	97
BY DIVISION (SEE NOTE)		
LOWER DIVISION	542	2,602
UPPER DIVISION	0	0
GRADUATE DIVISION	0	0
UNCLASSIFIED UNDERGRADUATES	207	846
UNCLASSIFIED GRADUATES	0	0
PROFESSIONAL DIVISION	0	0
DOCTORAL DIVISION	0	0

ACCOMPANYING UDS SUBMISSION CONTAINS:
 RECORD TYPE S COUNT: 764
 RECORD TYPE E COUNT: 1,102
 STUDENT ENROLLMENT RECORD COUNT: 1,866


 PRESIDENT OR DESIGNEE'S SIGNATURE

7/27/2020
 DATE


NOTE: THE SUM SHOULD MATCH THE GRAND TOTAL.
NOTE: THE ACADEMIC YEAR REPRESENTS THE FOLLOWING:
SUMMER 2018
FALL 2018
SPRING 2019

OKLAHOMA STATE REGENTS FOR HIGHER EDUCATION
 UDS COURSE DATA SUBMISSION SUMMARY FOR: SUMMER 2018-2019 (SEE NOTE 1)
 REPORT RUN DATE: 03/09/2020
 REDLANDS COMMUNITY COLLEGE (#241)

CATEGORY	NUMBER OF SECTIONS	CREDIT HOURS ENROLLED
GRAND TOTAL (SEE NOTE 2)	57	3,448
BY COURSE LEVEL (SEE NOTE 3)		
REMEDIAL/DEVELOPMENT	3	66
FRESHMAN	39	2,451
SOPHOMORE	15	931
JUNIOR	0	0
SENIOR	0	0
FIFTH YEAR	0	0
SIXTH YEAR OR HIGHER	0	0
BY LOCATION (SEE NOTE 3)		
NOT APPLICABLE	57	3,448
BY METHOD (SEE NOTE 3)		
TRADITIONAL	17	658
COMPUTER BASED	40	2,790

*Summer
2018
Road 5*

ACCOMPANYING UDS SUBMISSION CONTAINS:
** RECORD TYPE E COUNT: 1,102


 PRESIDENT OR DESIGNEE'S
 SIGNATURE

7/27/2020
 DATE

NOTE 1: THE ACADEMIC YEAR REPRESENTS THE FOLLOWING:
 SUMMER 2018
 FALL 2018
 SPRING 2019

NOTE 2: UNDUPLICATED SECTION COUNT BY CIPCODE, COURSE NUMBER, SECTION NUMBER
 COURSE TITLE, ACADEMIC DEPARTMENT. CREDIT HOURS ENROLLED INCLUDES
 ALL STUDENT CREDIT HOURS GENERATED.

NOTE 3: THE SUM OF THE SUB-CATEGORIES MAY NOT MATCH THE GRAND TOTAL.
 MULTIPLE LEARNING CENTERS OR MULTIPLE METHODS OF DELIVERY WILL
 CAUSE HIGHER COUNTS.

** INCLUDES MULTIPLE INSTRUCTORS AND ROOMS.

OKLAHOMA STATE REGENTS FOR HIGHER EDUCATION
 UDS STUDENT ENROLLMENT DATA SUBMISSION SUMMARY FOR: FALL 2018-2019 (SEE NOTE)
 REPORT RUN DATE: 02/28/2019
 REDLANDS COMMUNITY COLLEGE (#241)

*Fall 2018
Student
Record 5*

CATEGORY	ENROLLMENT	
	NUMBER OF STUDENTS	SEMESTER HOURS
GRAND TOTAL	1,929	15,450
SUB-POPULATIONS:		
FIRST-TIME-ENTERING (UG)	347	4,173
FIRST-TIME-ENTERING (GRAD)	0	0
CONCURRENT (GENERAL ED)	819	4,165
CONCURRENT (ALLIANCE)	0	0
BY GENDER (SEE NOTE)		
MALE	673	5,594
FEMALE	1,256	9,856
UNKNOWN	0	0
BY TIME STATUS (SEE NOTE)		
FULL-TIME	567	
PART-TIME	1,362	
BY RACE/ETHNICITY (SEE NOTE)		
HISPANIC OR LATINO	165	1,423
BLACK OR AFRICAN AMERICAN	60	576
AMERICAN INDIAN OR ALASKAN NAT	259	2,270
ASIAN	24	157
WHITE	1,314	10,130
NAT HAWAIIAN OR PAC ISLANDER	4	32
MULTIPLE RACES	34	328
NON-RESIDENT ALIEN	6	82
UNKNOWN	63	452
BY DIVISION (SEE NOTE)		
LOWER DIVISION	1,110	11,285
UPPER DIVISION	0	0
GRADUATE DIVISION	0	0
UNCLASSIFIED UNDERGRADUATES	819	4,165
UNCLASSIFIED GRADUATES	0	0
PROFESSIONAL DIVISION	0	0
DOCTORAL DIVISION	0	0

ACCOMPANYING UDS SUBMISSION CONTAINS:	
RECORD TYPE S COUNT:	1,942
RECORD TYPE E COUNT:	5,128
STUDENT ENROLLMENT RECORD COUNT:	7,070

NOTE: THE SUM SHOULD MATCH THE GRAND TOTAL.
 NOTE: THE ACADEMIC YEAR REPRESENTS THE FOLLOWING:
 SUMMER 2018
 FALL 2018
 SPRING 2019

x *Jack Bryant*

Date: 3/1/19

OKLAHOMA STATE REGENTS FOR HIGHER EDUCATION
 UDS COURSE DATA SUBMISSION SUMMARY FOR: FALL 2018-2019 (SEE NOTE 1)
 REPORT RUN DATE: 02/26/2019
 REDLANDS COMMUNITY COLLEGE (#241)

*Fall 2018
Enrollments
Record E*

CATEGORY	NUMBER OF SECTIONS	CREDIT HOURS ENROLLED
GRAND TOTAL (SEE NOTE 2)	284	15,450
BY COURSE LEVEL (SEE NOTE 3)		
REMEDIAL/DEVELOPMENT	18	917
FRESHMAN	201	11,466
SOPHOMORE	65	3,067
JUNIOR	0	0
SENIOR	0	0
FIFTH YEAR	0	0
SIXTH YEAR OR HIGHER	0	0
BY LOCATION (SEE NOTE 3)		
NOT APPLICABLE	235	14,040
OFF-CAMPUS CREDIT CLASS	17	921
TELEVISED INSTR SYSTEMS(TIS)	32	489
BY METHOD (SEE NOTE 3)		
TRADITIONAL	157	8,433
INTERACTIVE VIDEO	32	489
COMPUTER BASED	95	6,528

ACCOMPANYING UDS SUBMISSION CONTAINS:
** RECORD TYPE E COUNT: 5,128

NOTE 1: THE ACADEMIC YEAR REPRESENTS THE FOLLOWING:
 SUMMER 2018
 FALL 2018
 SPRING 2019

NOTE 2: UNDUPLICATED SECTION COUNT BY CIPCODE, COURSE NUMBER, SECTION NUMBER
 COURSE TITLE, ACADEMIC DEPARTMENT. CREDIT HOURS ENROLLED INCLUDES
 ALL STUDENT CREDIT HOURS GENERATED.

NOTE 3: THE SUM OF THE SUB-CATEGORIES MAY NOT MATCH THE GRAND TOTAL.
 MULTIPLE LEARNING CENTERS OR MULTIPLE METHODS OF DELIVERY WILL
 CAUSE HIGHER COUNTS.

** INCLUDES MULTIPLE INSTRUCTORS AND ROOMS.

x *Jack Bryant*

Date: 3/1/19


Record 5
1835
Spring 2019

OKLAHOMA STATE REGENTS FOR HIGHER EDUCATION
 UDS STUDENT ENROLLMENT DATA SUBMISSION SUMMARY FOR: SPRING 2018-2019 (SEE NOTE)
 REPORT RUN DATE: 07/02/2019
 REDLANDS COMMUNITY COLLEGE (#241)

CATEGORY	ENROLLMENT	
	NUMBER OF STUDENTS	SEMESTER HOURS
GRAND TOTAL	1,805	14,142
SUB-POPULATIONS:		
FIRST-TIME-ENTERING (UG)	47	390
FIRST-TIME-ENTERING (GRAD)	0	0
CONCURRENT (GENERAL ED)	813	4,209
CONCURRENT (ALLIANCE)	0	0
BY GENDER (SEE NOTE)		
MALE	617	4,947
FEMALE	1,188	9,195
UNKNOWN	0	0
BY TIME STATUS (SEE NOTE)		
FULL-TIME	483	
PART-TIME	1,322	
BY RACE/ETHNICITY (SEE NOTE)		
HISPANIC OR LATINO	161	1,303
BLACK OR AFRICAN AMERICAN	67	645
AMERICAN INDIAN OR ALASKAN NAT	232	1,974
ASIAN	28	164
WHITE	1,218	9,267
NAT HAWAIIAN OR PAC ISLANDER	5	38
MULTIPLE RACES	34	308
NON-RESIDENT ALIEN	8	99
UNKNOWN	52	344
BY DIVISION (SEE NOTE)		
LOWER DIVISION	992	9,933
UPPER DIVISION	0	0
GRADUATE DIVISION	0	0

UNCLASSIFIED UNDERGRADUATES	813	4,209
UNCLASSIFIED GRADUATES	0	0
PROFESSIONAL DIVISION	0	0
DOCTORAL DIVISION	0	0

BY SIGNING BELOW, I CERTIFY THAT THE ABOVE SUMMARY OF THE ACCOMPANYING UDS DATA SUBMISSION REPRESENTS TRUE AND ACCURATE INFORMATION FOR THE ACADEMIC YEAR AND SEMESTER SHOWN.



7/3/19

DATE

PRESIDENT OR DESIGNEE'S

SIGNATURE

ACCOMPANYING UDS SUBMISSION CONTAINS:

RECORD TYPE S COUNT:	1,814
RECORD TYPE E COUNT:	4,775
STUDENT ENROLLMENT RECORD COUNT:	6,589

NOTE: THE SUM SHOULD MATCH THE GRAND TOTAL.

NOTE: THE ACADEMIC YEAR REPRESENTS THE FOLLOWING:

SUMMER 2018

FALL 2018

SPRING 2019

Record F

1835

Spring 2019

OKLAHOMA STATE REGENTS FOR HIGHER EDUCATION
 UDS COURSE DATA SUBMISSION SUMMARY FOR: SPRING 2018-2019(SEE NOTE 1)
 REPORT RUN DATE: 07/02/2019
 REDLANDS COMMUNITY COLLEGE (#241)

CATEGORY	NUMBER OF SECTIONS	CREDIT HOURS ENROLLED
GRAND TOTAL (SEE NOTE 2)	284	14,142
BY COURSE LEVEL (SEE NOTE 3)		
REMEDIAL/DEVELOPMENT	15	482
FRESHMAN	178	9,989
SOPHOMORE	91	3,671
JUNIOR	0	0
SENIOR	0	0
FIFTH YEAR	0	0
SIXTH YEAR OR HIGHER	0	0
BY LOCATION (SEE NOTE 3)		
NOT APPLICABLE	274	13,674
OFF-CAMPUS CREDIT CLASS	10	468
BY METHOD (SEE NOTE 3)		
TRADITIONAL	173	7,298
INTERACTIVE VIDEO	7	285
COMPUTER BASED	104	6,559

BY SIGNING BELOW, I CERTIFY THAT THE ABOVE SUMMARY OF THE ACCOMPANYING UDS DATA SUBMISSION REPRESENTS TRUE AND ACCURATE INFORMATION FOR THE ACADEMIC YEAR AND SEMESTER SHOWN.

[Signature]
 PRESIDENT OR DESIGNEE'S SIGNATURE
 7/3/19
 DATE

ACCOMPANYING UDS SUBMISSION CONTAINS:
 RECORD TYPE E COUNT: 4,775

NOTE 1: THE ACADEMIC YEAR REPRESENTS THE FOLLOWING:
 SUMMER 2018
 FALL 2018
 SPRING 2019

NOTE 2: UNDUPLICATED SECTION COUNT BY CIPCODE, COURSE NUMBER, SECTION NUMBER
COURSE TITLE, ACADEMIC DEPARTMENT. CREDIT HOURS ENROLLED INCLUDES
ALL STUDENT CREDIT HOURS GENERATED.

NOTE 3: THE SUM OF THE SUB-CATEGORIES MAY NOT MATCH THE GRAND TOTAL.
MULTIPLE LEARNING CENTERS OR MULTIPLE METHODS OF DELIVERY WILL
CAUSE HIGHER COUNTS.

** INCLUDES MULTIPLE INSTRUCTORS AND ROOMS.

Record D
1835


Spring 2019
Summer 2018 to
Spring 2019

OKLAHOMA STATE REGENTS FOR HIGHER EDUCATION
UDS DEGREE DATA SUBMISSION SUMMARY FOR: 2018-2019
REPORT RUN DATE: 07/02/2019
REDLANDS COMMUNITY COLLEGE (#241)

CATEGORY	1815	1825	1835	ALL
	SUMMER	FALL	SPRING	
GRAND TOTAL	28	58	147	233
SUB-POPULATIONS:				
BY DEGREE TYPE (SEE NOTE):				
BACHELOR'S	0	0	0	0
MASTER'S	0	0	0	0
CERTIFICATE	0	0	0	0
(BETWEEN MASTER'S AND DOCTORATE)	0	0	0	0
DOCTORATE	0	0	0	0
FIRST PROFESSIONAL	0	0	0	0
ASSOCIATE-CREDITABLE TOWARD BS	0	0	0	0
(AA OR AS PROGRAM)	20	37	76	133
OTHER FORMAL RECOGNITION TOWARD BS	0	0	0	0
ASSOCIATE-NOT WHOLLY CREDITABLE TOWARDS BS	0	0	0	0
(AAS PROGRAM)	3	10	49	62
OTHER FORMAL RECOGNITION NOT WHOLLY	0	0	0	0
CREDITABLE TOWARDS BS)	0	0	0	0
CURRICULUM-ONE YEAR BUT LESS THAN TWO YEARS	0	0	0	0
CURRICULUM-LESS THAN ONE YEAR	5	11	22	38
(APPROVED BY STATE REGENTS)	0	0	0	0
GRADUATE CERTIFICATE (BETWEEN BACHELOR'S	0	0	0	0
(AND MASTER'S)				
BY GENDER (SEE NOTE):				
MALE	13	22	43	78
FEMALE	15	36	104	155
UNKNOWN	0	0	0	0
BY RACE/ETHNICITY (SEE NOTE):				

HISPANIC OR LATINO	2	1	5	11	18
BLACK OR AFRICAN AMERICAN	1	1	5	7	13
AMERICAN INDIAN OR ALASKAN NATIVE	5	11	21	37	
ASIAN	0	0	2	2	
WHITE	18	33	99	150	
NATIVE HAWAIIAN OR PACIFIC ISLANDER	0	0	0	0	
MULTIPLE RACES	1	1	3	5	
NON-RESIDENT ALIEN	0	0	0	0	
UNKNOWN	1	3	4	8	

BY SIGNING BELOW, I CERTIFY THAT THE ABOVE SUMMARY OF THE ACCOMPANYING UDS DATA SUBMISSION REPRESENTS TRUE AND ACCURATE INFORMATION FOR THE ACADEMIC YEAR AND SEMESTER SHOWN.


 PRESIDENT OR DESIGNEE'S
 SIGNATURE

7/2/19
 DATE

ACCOMPANYING UDS SUBMISSION CONTAINS:

RECORD TYPE D COUNT: 233


NOTE: THE SUM SHOULD MATCH THE GRAND TOTAL.
 THE ACADEMIC YEAR REPRESENTS THE FOLLOWING:
 SUMMER: 2018
 FALL: 2018
 SPRING: 2019

1715
Records
Sum 17

OKLAHOMA STATE REGENTS FOR HIGHER EDUCATION
UDS STUDENT ENROLLMENT DATA SUBMISSION SUMMARY
VITAL STATISTICS FOR : SUMMER 2017 - 2018
REPORT RUN DATE: 17 JUL, 2018
REDLANDS COMMUNITY COLLEGE (# 241)

CATEGORY	POPULATION	NUMBER OF STUDENTS	SEMESTER HOURS
GRAND TOTAL	ALL	774	3,495
SUB-POPULATIONS:	FIRST-TIME-ENTERING (UG)	81	367
	CONCURRENT (GENERAL ED)	261	1,074
BY GENDER (SEE NOTE)	MALE	231	1,025
	FEMALE	543	2,470
BY TIME STATUS (SEE NOTE)	FULL-TIME	306	2,013
	PART-TIME	468	1,482
BY RACE/ETHNICITY (SEE NOTE)	HISPANIC OR LATINO	64	277
	BLACK OR AFRICAN AMERICAN	35	161
	AMERICAN INDIAN OR ALASKAN NATIVE	86	419
	ASIAN, MIDDLE FAR EAST	12	62
	WHITE, NON-HISPANIC	541	2,406
	NATIVE HAWAIIAN OR PACIFIC ISLANDER	3	17
	MULTIPLE RACES	15	71
	NON-RESIDENT ALIEN	3	9
	UNKNOWN	15	73
BY DIVISION (SEE NOTE)	LOWER DIVISION	513	2,421
	UNCLASSIFIED UNDERGRADUATES	261	1,074

BY SIGNING BELOW, I CERTIFY THAT THE ABOVE SUMMARY OF THE ACCOMPANYING UDS DATA SUBMISSION REPRESENTS TRUE AND ACCURATE INFORMATION FOR THE ACADEMIC YEAR AND SEMESTER SHOWN.



 PRESIDENT OR DESIGNEE'S SIGNATURE

7/17/18

 DATE

NOTE: THE SUM SHOULD MATCH THE GRAND TOTAL.

NOTE: THE ACADEMIC YEAR REPRESENTS THE FOLLOWING:

SUMMER 2017
 FALL 2017
 SPRING 2018

1715
Record E
Sum 17

**OKLAHOMA STATE REGENTS FOR HIGHER EDUCATION
UDS COURSE DATA SUBMISSION SUMMARY
VITAL STATISTICS FOR: SUMMER 2017 - 2018 (SEE NOTE 1)
REPORT RUN DATE: 17 JUL, 2018
REDLANDS COMMUNITY COLLEGE (# 241)**

CATEGORY	POPULATION	NUMBER OF SECTIONS	CREDIT HOURS ENROLLED
GRAND TOTAL (SEE NOTE 3)	ALL	69	3,495
BY COURSE LEVEL (SEE NOTE 2)	REMEDIAL DEVELOPMENT	5	57
	FRESHMAN	44	2,670
	SOPHOMORE	20	768
BY LEARNING CENTER (SEE NOTE 2)	NOT APPLICABLE	69	3,495
BY METHOD OF DELIVERY (SEE NOTE 2)	TRADITIONAL	28	709
	COMPUTER BASED	41	2,786

BY SIGNING BELOW, I CERTIFY THAT THE ABOVE SUMMARY OF THE ACCOMPANYING UDS DATA SUBMISSION REPRESENTS TRUE AND ACCURATE INFORMATION FOR THE ACADEMIC YEAR AND SEMESTER SHOWN.

PRESIDENT OR DESIGNEE'S SIGNATURE

DATE

NOTE 2: THE SUM MAY NOT MATCH THE GRAND TOTAL. MULTIPLE LEARNING CENTERS OR METHODS OF DELIVERY WILL INCREASE THE COUNT.

NOTE 1: THE ACADEMIC YEAR REPRESENTS THE FOLLOWING:

SUMMER 2017
FALL 2017
SPRING 2018


NOTE 3: UNDUPLICATED SECTION COUNT BY CIP CODE, COURSE NUMBER, SECTION NUMBER, COURSE TITLE AND ACADEMIC DEPARTMENT.
CREDIT HOURS ENROLLED INCLUDES ALL STUDENT CREDIT HOURS GENERATED.

1725
Records
Fall 17

**OKLAHOMA STATE REGENTS FOR HIGHER EDUCATION
UDS STUDENT ENROLLMENT DATA SUBMISSION SUMMARY
VITAL STATISTICS FOR : FALL 2017 - 2018
REPORT RUN DATE: 17 JUL, 2018
REDLANDS COMMUNITY COLLEGE (# 241)**

CATEGORY	POPULATION	NUMBER OF STUDENTS	SEMESTER HOURS
GRAND TOTAL	ALL	2,023	16,193
SUB-POPULATIONS:	FIRST-TIME-ENTERING (UG)	335	4,143
	CONCURRENT (GENERAL ED)	935	4,719
BY GENDER (SEE NOTE)	MALE	727	5,967
	FEMALE	1,296	10,226
BY TIME STATUS (SEE NOTE)	FULL-TIME	589	8,183
	PART-TIME	1,434	8,010
BY RACE/ETHNICITY (SEE NOTE)	HISPANIC OR LATINO	204	1,774
	BLACK OR AFRICAN AMERICAN	76	773
	AMERICAN INDIAN OR ALASKAN NATIVE	261	2,300
	ASIAN, MIDDLE FAR EAST	24	150
	WHITE, NON-HISPANIC	1,349	10,349
	NATIVE HAWAIIAN OR PACIFIC ISLANDER	4	25
	MULTIPLE RACES	38	316
	NON-RESIDENT ALIEN	12	162
	UNKNOWN	55	344
BY DIVISION (SEE NOTE)	LOWER DIVISION	1,088	11,474
	UNCLASSIFIED UNDERGRADUATES	935	4,719

BY SIGNING BELOW, I CERTIFY THAT THE ABOVE SUMMARY OF THE ACCOMPANYING UDS DATA SUBMISSION REPRESENTS TRUE AND ACCURATE INFORMATION FOR THE ACADEMIC YEAR AND SEMESTER SHOWN.


PRESIDENT OR DESIGNEE'S SIGNATURE

7/17/18
DATE

NOTE: THE SUM SHOULD MATCH THE GRAND TOTAL.

NOTE: THE ACADEMIC YEAR REPRESENTS THE FOLLOWING:

SUMMER 2017
FALL 2017
SPRING 2018

1725
Record E
Fall 17

OKLAHOMA STATE REGENTS FOR HIGHER EDUCATION
 UDS COURSE DATA SUBMISSION SUMMARY
 VITAL STATISTICS FOR: FALL 2017 - 2018 (SEE NOTE 1)
 REPORT RUN DATE: 17 JUL, 2018
 REDLANDS COMMUNITY COLLEGE (# 241)

CATEGORY	POPULATION	NUMBER OF SECTIONS	CREDIT HOURS ENROLLED
GRAND TOTAL (SEE NOTE 3)	ALL	305	16,199
BY COURSE LEVEL (SEE NOTE 2)	REMEDIATION DEVELOPMENT	21	944
	FRESHMAN	215	12,170
	SOPHOMORE	69	3,085
BY LEARNING CENTER (SEE NOTE 2)	NOT APPLICABLE	243	13,979
	OFF-CAMPUS CREDIT CLASS	24	1,674
	TELEVISED INSTRUCTION SYSTEMS (TIS)	38	546
BY METHOD OF DELIVERY (SEE NOTE 2)	TRADITIONAL	178	8,865
	INTERACTIVE VIDEO	38	546
	COMPUTER BASED	89	6,788

BY SIGNING BELOW, I CERTIFY THAT THE ABOVE SUMMARY OF THE ACCOMPANYING UDS DATA SUBMISSION REPRESENTS TRUE AND ACCURATE INFORMATION FOR THE ACADEMIC YEAR AND SEMESTER SHOWN.

PRESIDENT OR DESIGNEE'S SIGNATURE

7/17/18
DATE

NOTE 2: THE SUM MAY NOT MATCH THE GRAND TOTAL. MULTIPLE LEARNING CENTERS OR METHODS OF DELIVERY WILL INCREASE THE COUNT.

NOTE 1: THE ACADEMIC YEAR REPRESENTS THE FOLLOWING:

SUMMER 2017
 FALL 2017
 SPRING 2018

NOTE 3: UNDUPLICATED SECTION COUNT BY CIP CODE, COURSE NUMBER, SECTION NUMBER, COURSE TITLE AND ACADEMIC DEPARTMENT.
 CREDIT HOURS ENROLLED INCLUDES ALL STUDENT CREDIT HOURS GENERATED.

OKLAHOMA STATE REGENTS FOR HIGHER EDUCATION
UDS STUDENT ENROLLMENT DATA SUBMISSION SUMMARY
VITAL STATISTICS FOR : SPRING 2017 - 2018
REPORT RUN DATE: 16 JUL, 2018
REDLANDS COMMUNITY COLLEGE (# 241)

1735
 Record S
 Spr. 18

CATEGORY	POPULATION	NUMBER OF STUDENTS	SEMESTER HOURS
GRAND TOTAL	ALL	1,984	15,162
SUB-POPULATIONS:	FIRST-TIME-ENTERING (UG)	57	533
	CONCURRENT (GENERAL ED)	954	4,874
BY GENDER (SEE NOTE)	MALE	684	5,338
	FEMALE	1,280	9,824
BY TIME STATUS (SEE NOTE)	FULL-TIME	506	7,037
	PART-TIME	1,458	8,125
BY RACE/ETHNICITY (SEE NOTE)	HISPANIC OR LATINO	204	1,589
	BLACK OR AFRICAN AMERICAN	60	611
	AMERICAN INDIAN OR ALASKAN NATIVE	239	1,993
	ASIAN, MIDDLE FAR EAST	28	168
	WHITE, NON-HISPANIC	1,332	9,867
	NATIVE HAWAIIAN OR PACIFIC ISLANDER	3	18
	MULTIPLE RACES	36	322
	NON-RESIDENT ALIEN	11	152
	UNKNOWN	51	342
BY DIVISION (SEE NOTE)	LOWER DIVISION	1,010	10,288
	UNCLASSIFIED UNDERGRADUATES	954	4,874

BY SIGNING BELOW, I CERTIFY THAT THE ABOVE SUMMARY OF THE ACCOMPANYING UDS DATA SUBMISSION REPRESENTS TRUE AND ACCURATE INFORMATION FOR THE ACADEMIC YEAR AND SEMESTER SHOWN.


 PRESIDENT OR DESIGNEE'S SIGNATURE


 DATE

NOTE: THE SUM SHOULD MATCH THE GRAND TOTAL.

NOTE: THE ACADEMIC YEAR REPRESENTS THE FOLLOWING:

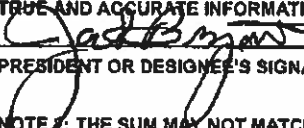
SUMMER 2017
 FALL 2017
 SPRING 2018

1735
Record E
Spr. 18

OKLAHOMA STATE REGENTS FOR HIGHER EDUCATION
UDS COURSE DATA SUBMISSION SUMMARY
VITAL STATISTICS FOR: SPRING 2017 - 2018 (SEE NOTE 1)
REPORT RUN DATE: 16 JUL, 2018
REDLANDS COMMUNITY COLLEGE (# 241)

CATEGORY	POPULATION	NUMBER OF SECTIONS	CREDIT HOURS ENROLLED
GRAND TOTAL (SEE NOTE 3)	ALL	307	15,165
BY COURSE LEVEL (SEE NOTE 2)	REMEDIAL DEVELOPMENT	18	631
	FRESHMAN	200	10,958
	SOPHOMORE	89	3,576
BY LEARNING CENTER (SEE NOTE 2)	NOT APPLICABLE	252	13,581
	OFF-CAMPUS CREDIT CLASS	20	1,173
	TELEVISED INSTRUCTION SYSTEMS (TIS)	35	411
BY METHOD OF DELIVERY (SEE NOTE 2)	TRADITIONAL	158	6,776
	INTERACTIVE VIDEO	35	411
	COMPUTER BASED	114	7,978

BY SIGNING BELOW, I CERTIFY THAT THE ABOVE SUMMARY OF THE ACCOMPANYING UDS DATA SUBMISSION REPRESENTS TRUE AND ACCURATE INFORMATION FOR THE ACADEMIC YEAR AND SEMESTER SHOWN.

 PRESIDENT OR DESIGNEE'S SIGNATURE

7/17/18
DATE

NOTE 2: THE SUM MAY NOT MATCH THE GRAND TOTAL. MULTIPLE LEARNING CENTERS OR METHODS OF DELIVERY WILL INCREASE THE COUNT.

NOTE 1: THE ACADEMIC YEAR REPRESENTS THE FOLLOWING:

SUMMER 2017
FALL 2017
SPRING 2018

NOTE 3: UNDUPLICATED SECTION COUNT BY CIP CODE, COURSE NUMBER, SECTION NUMBER, COURSE TITLE AND ACADEMIC DEPARTMENT. CREDIT HOURS ENROLLED INCLUDES ALL STUDENT CREDIT HOURS GENERATED.

1715 to 1735
Record D
Sun. 17 to Sp. 18

OKLAHOMA STATE REGENTS FOR HIGHER EDUCATION
UDS DEGREE DATA SUBMISSION SUMMARY
VITAL STATISTICS FOR: 2017 - 2018
REPORT RUN DATE: 07/16/2018
REDLANDS COMMUNITY COLLEGE (# 241)



CATEGORY	POPULATION	SUMMER	FALL	SPRING	ALL
GRAND TOTAL	ALL	34	65	126	225
BY DEGREE TYPE (SEE NOTE):	ASSOCIATE-CREDITABLE TOWARD BS (AA OR AS PROGRAM)	20	36	68	124
	ASSOCIATE-NOT WHOLLY CREDITABLE TOWARDS BS (AAS PROGRAM)	6	6	39	51
	CURRICULUM-LESS THAN ONE YEAR (APPROVED BY STATE REGENTS)	8	23	19	50
BY GENDER (SEE NOTE):	MALE	11	13	38	62
	FEMALE	23	52	88	163
BY RACE/ETHNICITY (SEE NOTE):	HISPANIC OR LATINO	4	9	8	21
	BLACK OR AFRICAN AMERICAN	1	3	5	9
	AMERICAN INDIAN OR ALASKAN NATIVE	3	6	16	25
	ASIAN	0	0	1	1
	WHITE	23	44	93	160
	MULTIPLE RACES	0	0	2	2
	NON-RESIDENT ALIEN	2	0	0	2
	UNKNOWN	1	3	1	5

BY SIGNING BELOW, I CERTIFY THAT THE ABOVE SUMMARY OF THE ACCOMPANYING UDS DATA SUBMISSION REPRESENTS TRUE AND ACCURATE INFORMATION FOR THE ACADEMIC YEAR AND SEMESTER SHOWN.


PRESIDENT OR DESIGNEE'S SIGNATURE

7/17/18
DATE

NOTE: THE SUM SHOULD MATCH THE GRAND TOTAL.

NOTE: THE ACADEMIC YEAR REPRESENTS THE FOLLOWING:

SUMMER: 2017
FALL: 2017
SPRING: 2018